


MİMARİ KATALOG :

Alüminyum Kapı Pencere ve
Giydirme Cephe Sistemleri



R073

RESCARA
SİSTEM
PROFİL
DETAYLARI



SİSTEM NUMARALARI

RO F 01

RO A 01

RO A 02

RO A 03

RO A 04

PROFİL NUMARALARI

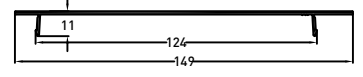
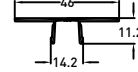
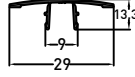
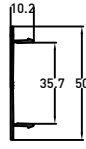
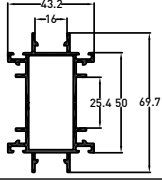
10815

10817

10818

10819

10820



AĞIRLIK (kg/mt)

1.108

0.208

0.271

0.234

0.647

Jx - Jy (cm⁴)

18.194 - 6.599

SİSTEM NUMARALARI

RO A 05

RO K 01

25 L 38

55 V 09

55 V 10

PROFİL NUMARALARI

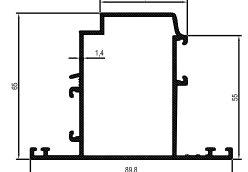
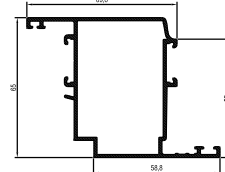
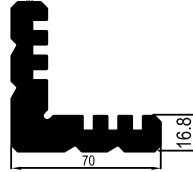
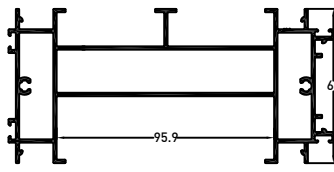
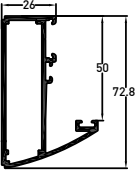
10821

10816

2074

10991

10995



AĞIRLIK (kg/mt)

1.214

2.638

4.854

1.225

1.216

Jx - Jy (cm⁴)

27.968 - 24.809

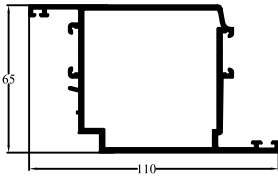
25.536 - 24.658

SİSTEM NUMARALARI

55 V 03

PROFİL NUMARALARI

10520



AĞIRLIK (kg/mt)

1.795

Jx - Jy (cm⁴)

43.26 - 58.98

SİSTEM NUMARALARI

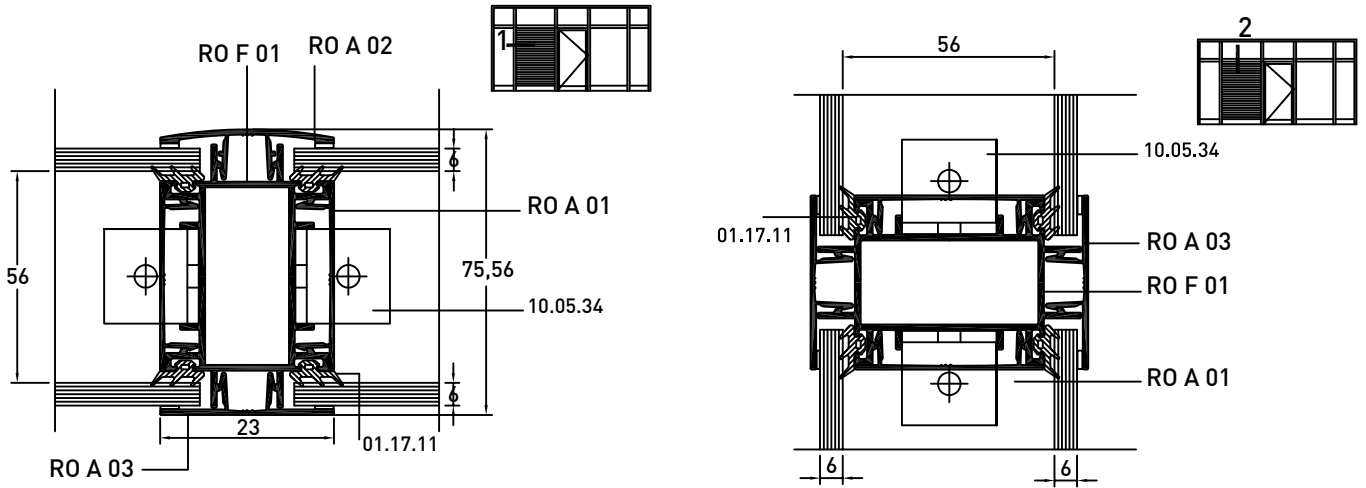
PROFİL NUMARALARI

AĞIRLIK (kg/mt)

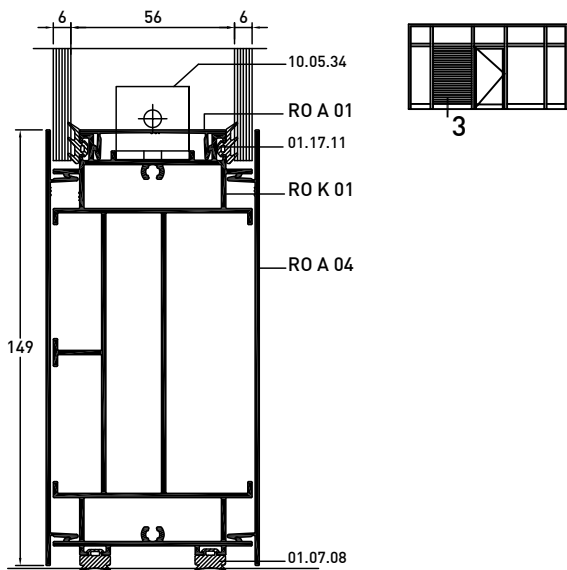
Jx - Jy (cm⁴)



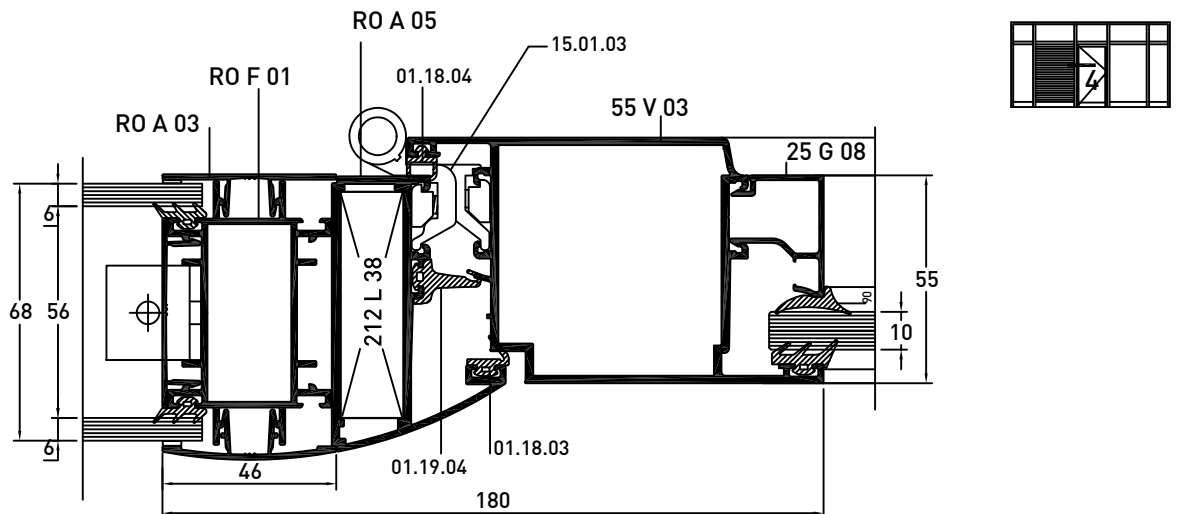
SİSTEM DETAYLARI



SİSTEM DETAYLARI



SİSTEM DETAYLARI





RESİM	KOD	AÇIKLAMA	KULL. ŞEKLİ	RESİM	KOD	AÇIKLAMA	KULL. ŞEKLİ	RESİM	KOD	AÇIKLAMA	KULL. ŞEKLİ
	01.17.11	İÇ CAM FİTİLİ			18.01.09	MAKARALI KİLİT					
	01.07.08	ETEK FİTİLİ			18.04.08	90°'LİK BAREL					
	01.18.03	BİNİ FİTİLİ			18.04.09	TOPUZLU BAREL					
	01.18.04	İÇ BİNİ FİTİLİ			18.02.06	DİLLİ KİLİT KARŞILIĞI (SOL)					
	01.19.04	ORTA BİNİ FİTİLİ			18.02.05	DİLLİ KİLİT KARŞILIĞI (SAĞ)					
	10.05.34	KÖŞEBENT			18.02.04	MAKARALI KİLİT KARŞILIĞI (SOL)					
	212 L 38	KÖSE TAKOZU			18.02.03	MAKARALI KİLİT KARŞILIĞI (SAĞ)					
	15.02.09	KAPI İÇİN SİSTEM MENTEŞESİ									
	15.01.03	PENCERE MENTEŞESİ (İTHAL)									
	15.01.08	PENCERE MENTEŞESİ (Yerli)									
	07.14.04	KAPI KOLU (İTHAL)									
	18.01.08	DİLLİ KİLİT									